



23SC

COBALT BOATS

SC SERIES



# COBALT 23SC

## Expect the extraordinary.

The 23SC is contoured for accessibility, consider over the bow to the beach via the beach boarding ladder. Convenient and easy to deploy, just step over the bow and feel the sand between your toes. Or head to the transom and take a quick dip using the exclusive swim step.

Take the helm and you will notice all the expected Cobalt standards: quickness to plane, smooth ride, stability in turns. And how the 23SC does wow. Heads will turn in amazement as she glides across the chop with all smiles aboard. With outboard power fusing efficiency, speed and light weight, this intelligent design absolutely sets the standard for performance. You should expect that of Cobalt craftsmanship. And what will exceed those expectations is what lies inside.

From the multi-use sunpad and adjustable backrest, to the plush seating arrangements and well-placed storage compartments, the 23SC features impeccable amenities that make everyone on board feel important. And be sure to invite all your extra buddies, too, because the broad shaped bow has plenty of room for extra seating.

Everything about the SC speaks of strength and integrity: an all composite transom, an all fiberglass stringer system and cockpit liner deck, a Kevlar® reinforced hull, solid stainless steel windshield braces – all backed by what is undeniably the most vigorous warranty in the industry.

It's all here, the difference between ordinary and extraordinary.





23sc





23sc







## COBALT 23SC



### **SPECIFICATIONS**

Length Overall w/ Swim Platform	23' 2"	7.06 m
Beam	8' 6"	2.59 m
Interior Cockpit Width	87"	2.21 m
Deadrise at Transom	21°	21°
Fuel Capacity	59 gal	223 L
Freshwater Capacity	10 gal	37.8 L
Holding Tank Capacity	10 gal	37.8 L
Bridge Clearance w/o Bimini	4' 11"	1.50 m
Bridge Clearance w/Arch or Tower	8' 1"	2.46 m
Draft Drive Up	20"	.50 m
Draft Drive Down	38"	.97 m
Dry Weight	4200 lbs.	1905 Kg
Boat Certified Capacity	12 persons	
Boat Certified Capacity w/gear	1595 lbs.	732 Kg

### **YAMAHA OUTBOARD POWER**

F250 XCA, D.E.C. w/Sea Star PAS	250 hp	186 PkW
F300 XCA, D.E.C. w/Sea Star PAS	300 hp	224 PkW

### **MERCUY OUTBOARD POWER**

250 Verado w/PAS	250 hp	186 PkW
300 Verado w/PAS	300 hp	224 PkW

# COBALT 23SC



## STANDARD EQUIPMENT

### Cockpit Configuration

Cockpit Seat, Stbd.

### Dash and Instrumentation

Accessory Power Plug - 12 Volt  
Black Leather/SS Steering Wheel  
Color-Matched Aluminum Dash Panels  
Composite Helm Eyebrow,  
Custom Stitching  
Depth & Water/Air Temp Gauge Pkg.  
Glass Cockpit, Dual Garmin 7607  
Gloss Black Dash Console w/SS Accents  
Hour Meter  
Stainless Steel Switches

### Exterior

Anchor Locker  
Bow Boarding Ladder, SS  
Bow Scuff Plate, Stainless Steel  
Extended Running Surface  
Fender Clips w/Line (4)  
Graphics, Molded-In Gelcoat  
Midship Cleats  
SS Tubular Platform Perimeter Rail  
Stainless Top Trim Windshield  
Swim Step, Stbd.  
Transhield Shipping Cover

### Interior

Aft Sunpad w/Adjustable Backrest  
Aft Walk-Thru Carpet  
Bench Seat Storage (bow & cockpit)  
Bow Walk-Thru Door  
Carpet, 40 oz., Snap-In w/Neoprene Back  
Double-Wide Helm Seat  
Head w/Porta Potti  
Passenger Seat Flip Backrest System  
Removable Bow & Cockpit Carpet  
Seating Varadense Comfort  
Trash Receptacle, Cockpit  
Walk-Thru Transom

### Stereo

iPod/USB/MP3 Port  
Sound System, Bluetooth, w/6 Spkrs.  
Stereo Remote, Dash  
Stereo Remote, Transom (Prem. Sound)

## Structure, Safety, & Performance

10/5/3 Year Warranty Protection  
Battery Switch, Single  
Circuit Breaker Protected Elec System  
Composite Floor  
Composite Transom  
Fiberglass Cockpit Liner  
Fiberglass Stringer System  
Fire Extinguisher, Manual  
Ignition Safety Switch  
Kevlar Reinforced Hull  
Stainless Steel Windshield Braces

## OPTIONAL EQUIPMENT

### Canvas

Bimini, Premium  
Bimini, Premium Easy-Fold  
Bow Tonneau Cover  
Cockpit Tonneau Cover  
Mooring Cover

### Cockpit Configuration

Cockpit Seat, Stbd. (replaces Galley)  
Galley, Cockpit w/Sink (Replaces Seat)

### Dash and Instrumentation

XM Weather

### Engine Options

Merc Eng Color, Cold Fusion White

### Exterior

Arch Elec, Alum Folding w/Bimini  
Arch, Alum, Folding w/Bimini  
Boarding Ladder, Port  
Bow & Transom Shower Pkg.  
COBALT Oval Logo, Recessed  
Flagpole w/Flag  
Portal Light (1 in Head Compartment)  
Ski Tow  
Sof-Trac Mat, Flip-Down Swim Step  
Sport Tower w/Sunshade  
Swim Platform Transom Lighting  
Underwater Lighting  
Wakeboard Racks, Elite (Alum)  
Wakeboard Racks, Triton

## Interior

Air Compressor w/Holder  
Bow Filler Cushions, Port & Stbd.  
Captain's Chair, Power  
Dinette Table, Cockpit  
Floor Covering, Sea Grass  
Head w/Electric Porcelain Toilet  
Head w/Electric Porcelain, Macerator  
Head w/Pump Out Porta Potti  
Head w/Pump Out Porta Potti, Macerator  
LED Interior Accent Lighting (RGB)  
Remote Courtesy Lights w/key fob  
Sink Console (head compartment)  
Sof-Trac Marine Mat, Cockpit  
Stainless Steel Foot Tread (helm only)  
Throw Pillows, Weighted (10)  
Throw Pillows, Weighted (4)

## Stereo

Plat Sound System (transom spkrs. n/a)  
Plat Sound System w/Arch Spkrs-2 pr.  
Prem Sound System w/Arch Spkrs-1 pr.  
Premium Sound System  
(transom spkrs. n/a)  
Satellite Radio System  
Stereo Remote, Transom (Std. Sound)

## Structure, Safety, & Performance

Battery Maintainer/Charger, 110v  
Battery Maintainer/Charger, 220v  
Battery Switch, Dual w/ACR  
Drivers Rearview Mirror (W/S Mount)  
Tool Kit  
Trim Tabs w/Indicators





## What prove to be, in memory, the adventures of a lifetime.

Who can say when first you heard? The multicolored minute when the open water spoke, and the dream began. Try now. To this day, can you report the moment? Can you reach back and listen again to that faint call, a sun-flecked whisper -- relentless as a mother's summons -- coming from just beyond the farthest thing a kid could ever hope to see.

At Cobalt, we build boats that answer the call. It is a relationship like no other -- owners and their boats. It is that first grip at the helm that releases a sense of assurance down the spine. At that very moment...a promise is made. With each ride, with each cruise comes conversation, laughter and pure enjoyment afloat. At that very moment, a bond is formed on trust, but not just that, a type of trust that feels like family. And with that trust arises a certain lifestyle, an opportunity for families to come together and enjoy what life is truly about. It is a type of confidence that only a Cobalt can instill in its owner.

Our Cobalt family believes we have a unique opportunity to enrich life, to help create life-long memories, to arouse a passion for the boating lifestyle. We vow to work tirelessly, creating the most innovative, well-engineered, and best performing boats imaginable. We vow to let our work be consumed by every little detail, every aspect of fit and finish.

This classic tradition will continue in our daily pursuit to build not just boats, but deep personal possessions. We will continue on with our philosophy of compromising absolutely nothing, especially when it comes to constructing piece by piece a watercraft that will create memories of a lifetime.

We are excited to share Cobalt's passions and why we do what we do for our customers everyday. You drive us to perform everyday. Thank you and welcome to the family.



# Customer Inspired Innovation

## Swim Platform Functionality

Cobalt's swim platforms are large, welcoming and safe, suspended just above the waterline for easy use in all water-born activities. Oversized, polished stainless steel tubing wraps every platform to protect the boat when docking. Cobalt's exclusive and patented swim step requires only two easy flips: down to use, back to stow. The swim step makes boarding your Cobalt a breeze, and provides a perfectly cool resting area. Illuminate the platform above or below the waterline with option choices to suit your desires.

## Industry Firsts and Real-World

Across five decades, Cobalt brought innovative functionality to the marketplace. Across five decades, other marine manufacturers have seen fit to copy the thoughtful design that has always defined our boats. Again this year, we will show an entire industry exactly the way to go.

- ☞ A Cobalt first: the integrated bow eye with a scuff plate for protection from trailer marks
- ☞ Cobalt was the first stern drive builder to feature the walk-thru transom, today, all our models are equipped with either a single or dual aft passageway for easy boarding
- ☞ Stainless-steel adjustable poles to secure and tighten bimini tops with our innovative built-in turnbuckle -- no fabric straps here
- ☞ Quick-release fender clips utilize stainless steel sockets for perfect placement and convenient deployment
- ☞ Cushioned storage lids with double-knuckled hinges to hold the lids open for easy access to the compartment below
- ☞ Our often-imitated, never-duplicated flip-lip seat bolster – the captain sits high and comfortable, enjoying the full thrill of the ride
- ☞ A safer latch for the windshield walk-thru, holding the door securely open – yet another Cobalt first
- ☞ Perhaps the most imitated component of performance in the boating industry, Cobalt's extended running surface for quicker planing, firm and true turns, minimized bow rise, and greater lift at the stern







## Finely Detailed Interiors

The technical word is “interface,” those sensory exchanges between boat and owner, those points of contact so fundamental to the enjoyment of a day on the water, so critical to the determination of a boat’s long-term value. Glance at any cockpit and witness the full effect of a Cobalt interior – straight, smooth, uniform, and very, very good looking. Better yet, cruise a Cobalt at first opportunity for some meaningful, memorable interfacing of your own.

Start at the helm, where strength meets stylish strength. Rock-solid fiberglass substructure rides beneath upholstered good looks, as optional Ebony Macassar trim adorns the helm’s metal panels. The instrumentation and its mountings borrow from aircraft and jewelry designers alike. Stainless steel switch mechanisms are firm, sure, and sturdy.

Cobalt upholstery involves the fingers. Butter-soft and bull-strong, as tactile as they’re easy on the eye, always double-fastened with both adhesives and staples, and stitched with meticulous precision. Underfoot, the carpet or optional Seagrass flooring is snap-down/snap-out, rubber-backed, backed again with skid resistant no-flex composite flooring under all, and heavy. Heavy far beyond any marine standard.

- ☞ Cobalt Glass Cockpit with Touch Screen Displays
- ☞ Precision-sewn interior details
- ☞ Double-needle stitching
- ☞ Seats that convert to a sun lounge
- ☞ Deep bow and cockpit seating
- ☞ The warmth and feel of premium materials
- ☞ A hand-crafted helm with detailed double-stitching
- ☞ Ebony Macassar trim
- ☞ Aircraft-inspired stainless switches
- ☞ Honeycomb composite core integrated in flooring – optimized strength-to-weight ratio, with improved sound and vibration dampening







# Exceptional Methods of Construction


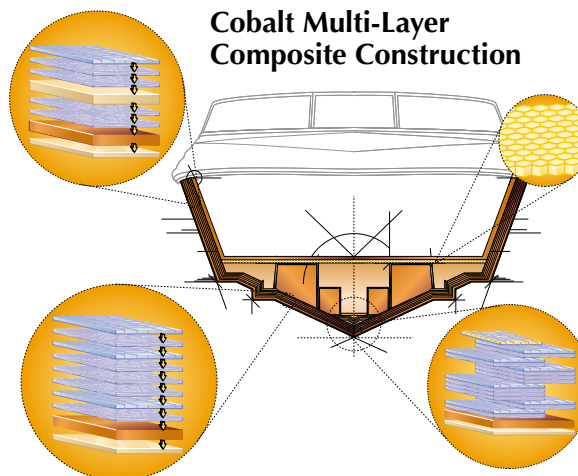
At Cobalt the hull means hand-work, with every layer rolled a by craftspeople who believe that yet one more careful pass just can't hurt. And so the layers accumulate, eight altogether on the hull bottom and a full sixteen at the keel. Reinforced with Kevlar® and then strengthened again with Spraycore®, the hull's structure hardens into the critical component of the legendary Cobalt ride

The quality of the mold equals the quality of the finish, and so hand-waxing follows after every other part. Old finishes are reworked after every ten parts. No power buffers are allowed, and therefore no unsightly marks or patterns are left behind. And because time in the mold ensures integrity, flexible strength, and year-to-year dependability, the long hours spent in the mold matter even more. Every Cobalt hull cures and cures a while longer – well beyond normal industry standards.

Cobalt longevity is obvious, some of the reasons why less so. Invisible composites, hyperlight and hyperstrong, compose every Cobalt transom. No wood there, not in that all-important forcefield. No wood either in the polypropylene structural honeycomb of the floor. Nor in the all-fiberglass stringers where a methacrylate bonding compound adds lifelong permanence. No wood in the water-impervious roto-cast seat bases.



- ☞ Z-Thane™ strengthening, protective barrier coat in the hull – A Cobalt exclusive
- ☞ Completely hand-laid hulls, reinforced with Kevlar™
- ☞ Composite construction on all structural components
- ☞ Cushioned lids with knuckled hinges for easy, open access to storage compartments large and larger still
- ☞ Exceptional hardware, largely stainless, over-sized, over-strong
- ☞ Graphics deep and strong in the gelcoat
- ☞ Integrated bow eye with a scuffplate for added protection
- ☞ Hand-lamination, up to 16 alternating layers of fiberglass mat and woven roving







# Cobalt Transferable Warranty



## Ten Year Structural Warranty

---

**Hull & Deck Structure:** Hull/deck joints, bulkheads, floor, transom, stringers, motor mounts

**Transferable:** Fully transferable

## Five Year Bow to Stern Component Warranty

---

**Components:** All components manufactured or purchased (excluding hull and deck structural components)

**Canvas:** All canvas

**Upholstery:** All upholstery

**Transferable:** Fully transferable

## Three Year Gelcoat Finish Warranty

---

**Transferable:** Fully transferable

## \*Service Assist - up to \$100 per claim

---

**On-Water Towing:** Applicable to Cobalt 5 year Bow to Stern Component Warranty or Engine Manufacturer Warranty

**Hoist/Lift Out:** Applicable to Cobalt 5 year Bow to Stern Component Warranty or Engine Manufacturer Warranty

**Haul-Out:** Applicable to Cobalt 5 year Bow to Stern Component Warranty or Engine Manufacturer Warranty

**Dockside Repair Call:** Applicable to Cobalt 5 year Bow to Stern Component Warranty or Engine Manufacturer Warranty

## Engine Warranty – Manufacturer Direct

---

**Volvo Penta Stern Drive:** 2 + 3 Factory Protection Program – North America only (outside North America 2 Year Warranty)

**MerCruiser Stern Drive:** Five (5) Year Power of Protection Warranty - US and Canada only (International Coverage is regional)

**Volvo Penta Diesel:** Two (2) Year Warranty

**Mercury Outboard:** Three (3) Year Warranty

**Yamaha Outboard:** Three (3) Year Warranty


See written warranties and service agreement for specific coverages.  
\*Documentation will be required in order to receive the Service Assist benefit.



# Color Selections

Actual colors may vary due to the limitations of the digital process and the viewing device calibration. Consult your Cobalt dealer as equipment and specifications are subject to change without notice.

## Exterior Colors and Graphic Styles

<div> <div>KNOCK OUT RED</div> <div>CITRON YELLOW</div> <div>ICE BLUE</div> <div>PACIFIC BLUE</div> <div>NAVY</div> <div>SUNBURST</div> <div>SANDSTONE</div> <div>SHALE</div> <div>EBONY</div> </div>	<b>3 COLOR CUSTOM GRAPHICS</b> White base gelcoat with any primary hull color plus an accent color. 	<b>3 COLOR CUSTOM WITH EDGE GRAPHICS</b> White base gelcoat with any primary hull color plus accent with edge detail. 
	<b>3 COLOR CUSTOM WITH SWIM PLATFORM ACCENT</b> White base gelcoat with any primary hull color plus an accent and swim platform extension color. 	<b>CLASSIC WITH EDGE GRAPHICS</b> White base gelcoat with any primary hull color plus edge detail. 
	<b>CLASSIC GRAPHICS</b> White base gelcoat with one primary hull side color. 	<b>SPORT WITH EDGE GRAPHICS</b> White base gelcoat plus accent with edge detail. 
	<b>CLASSIC GRAPHICS WITH SWIM PLATFORM ACCENT</b> White base gelcoat with one primary hull side color plus a swim platform extension color. 	<b>FULL COLOR HULL BOTTOM</b> Available addition to any other graphic style. 
	<b>SPORT GRAPHICS</b> White base gelcoat with accent stripe. 	<b>SURF GRAPHICS</b> Available on Surf Series R models. 
	<b>SPORT GRAPHICS WITH SWIM PLATFORM ACCENT</b> White base gelcoat with accent and swim platform extension color. 	<b>LINX GRAPHICS</b> Available on R models. 

Select from multiple available configurations on-line with the Design Your Dream model specific configurator at [CobaltBoats.com](http://CobaltBoats.com)

## Cockpit Interior Selections

<b>SADDLE INTERIOR</b> (with standard carpet) 	<b>SEAGRASS FLOORING</b> (carpet option) 	<b>SOF-TRAC MARINE MAT</b> (carpet option) 
<b>TERRA BROWN INTERIOR</b> (with standard carpet) 	<b>SEAGRASS FLOORING</b> (carpet option) 	<b>SOF-TRAC MARINE MAT</b> (carpet option) 
<b>GENEVA INTERIOR</b> (with standard carpet) 	<b>SEAGRASS FLOORING</b> (carpet option) 	<b>SOF-TRAC MARINE MAT</b> (carpet option) 
<b>TAHOE GREY INTERIOR</b> (with standard carpet) 	<b>SEAGRASS FLOORING</b> (carpet option) 	<b>SOF-TRAC MARINE MAT</b> (carpet option) 
<b>TITANIUM INTERIOR</b> (with standard carpet, CS models only) 	<b>SEAGRASS FLOORING</b> (carpet option) 	<b>SOF-TRAC MARINE MAT</b> (carpet option) 



# Stereo System Packages

Cobalt's audiophile grade systems bring the music to make good afternoons more entertaining, good evenings more dramatic. Waterproof components position speakers strategically to maximum effect, and controls always within easy reach. Plus, a full range of upgraded amplifiers, speakers, and subwoofers are offered in the Premium Sound or Platinum Sound packages.

## 10 SERIES

### STANDARD SOUND

- Rockford Fosgate hide-away unit
- Rockford Fosgate remote at helm (transom remote optional)
- Rockford Speakers, 1 pair bow, 2 pair cockpit

### PREMIUM SOUND

- Rockford Fosgate hide-away unit
- Rockford Remote at helm and transom
- JL Audio speakers, 1 pair bow, 2 pair cockpit, 1 pair transom (transom speakers not available on all models)
- JL Audio subwoofer
- JL Audio amplifier – up to 600 watts (up to 800 watts w/tower speakers)
- Optional JL Audio tower speakers – 1 pair

## R SERIES

### STANDARD SOUND

- Rockford Fosgate hide-away unit
- Rockford Fosgate remote at helm (transom remote optional)
- JL Audio speakers, 1 pair bow, 2 pair cockpit

### PREMIUM SOUND

- Rockford Fosgate hide-away unit
- Rockford Fosgate remote at helm and transom
- JL Audio amplifier – up to 2,000 watts
- JL Audio speakers, 1 pair bow, 2 pair cockpit, 1 pair transom, Roswell tweeters where equipped
- JL Audio subwoofer – 1 each
- Optional 8" JL Audio tower speakers & amplifier, 1 pair – 400 watts (hardtop option does not include speakers)

### PLATINUM SOUND

- Rockford Fosgate hide-away unit
- Rockford Fosgate remote at helm and transom
- Roswell amplifier – up to 2,550 watts
- Roswell R1 speakers, 1 pair bow, 2 pair cockpit, 1 pair transom, 1 pair tweeters where equipped
- Roswell R1 subwoofers, 10" – 2 each (12" on R30/R35)
- Speakers are RGB light ready

### PLATINUM SOUND W/TOWER

#### OR HARD TOP SPEAKERS

- Platinum sound (see above)
- Roswell amplifier – up to 2,900 watts (3,350 watts R30/R35)
- Roswell R1 8" tower speakers, 2 pair – RGB light ready
- Arch Speakers not available with hard top on models R30, R35, A36, and A40 – speakers are integrated into hard top.

## SURF SERIES

### STANDARD SOUND

- Rockford Fosgate hide-away unit
- Rockford Fosgate remote at helm (transom remote optional)
- JL Audio speakers, 1 pair bow, 2 pair cockpit

### PREMIUM SOUND

- Rockford Fosgate hide-away unit
- Rockford Fosgate remote at helm and transom
- JL Audio amplifier – up to 1,400 watts
- JL Audio speakers, 1 pair bow, 2 pair cockpit, 1 pair transom, Roswell tweeters where equipped
- JL Audio subwoofer
- Optional 8" JL Audio tower speakers & amplifier, 1 pair – 400 watts

### PLATINUM SOUND

- Rockford Fosgate hide-away unit
- Rockford Fosgate remote at helm and transom
- Roswell amplifier – up to 2,200 watts
- Roswell R1 speakers, 1 pair bow, 2 pair cockpit, 1 pair transom, 1 pair tweeters where equipped
- Roswell R1 subwoofers, 10" – 2 each
- Speakers are RGB light ready

### PLATINUM SOUND W/TOWER

- Platinum sound (see above)
- Roswell amplifier – up to 2,900 watts
- Roswell R1 8" tower speakers, 2 pair – RGB light ready
- Not available on CS23 Surf

## SC SERIES

### STANDARD SOUND

- Rockford Fosgate hide-away unit
- Rockford Fosgate remote at helm (transom remote optional)
- JL Audio speakers, 1 pair bow, 2 pair cockpit

### PREMIUM SOUND

- Rockford Fosgate hide-away unit
- Rockford Fosgate remote at helm and transom
- JL Audio amplifier – up to 1,400 watts
- JL Audio speakers, 1 pair bow, 2 pair cockpit
- Roswell tweeters where equipped (1 pair hardtop JL Audio speakers, if equipped)
- JL Audio subwoofer
- Optional 8" JL Audio tower speakers & amplifier, 1 pair – 400 watts (not available with hardtop or sport top)
- Transom speakers not available on 23SC and 25SC

### PLATINUM SOUND

- Rockford Fosgate hide-away unit
- Rockford Fosgate remote at helm and transom
- Roswell amplifier – up to 2,550 watts
- Roswell R1 speakers, 1 pair bow, 2 pair cockpit, 1 pair
- Transom, 1 pair tweeters where equipped (1 pair hardtop Roswell R1 speakers, if equipped)
- Roswell R1 subwoofers, 10" – 2 each (12" on 30SC)
- Speakers are RGB light ready

### PLATINUM SOUND W/TOWER

- Platinum sound (see above)
- Roswell amplifier – up to 2,900 watts
- Roswell R1 8" tower speakers, 2 pair – RGB light ready
- Not available with hardtop or sport top

## A SERIES

### PREMIUM SOUND - STANDARD

- Rockford Fosgate hide-away unit
- Rockford Fosgate remote at helm and transom
- JL Audio amplifier – up to 1,200 watts
- JL Audio speakers, 1 pair bow, 2 pair cockpit, 1 pair transom (1 pair hardtop/ coupe top JL Audio speakers, 1 pair cabin speakers if equipped)
- JL Audio subwoofer, 10"

### PLATINUM SOUND

- Rockford Fosgate hide-away unit
- Rockford Fosgate remote at helm and transom
- Roswell amplifier – up to 2,800 watts
- Roswell R1 speakers, 1 pair bow, 2 pair cockpit, 1 pair transom, 1 pair tweeters (1 pair hardtop/coupe top, 1 pair cabin speakers Roswell R1 speakers, if equipped)
- Roswell R1 subwoofers, 10" – 2 each
- Speakers are RGB light ready



Note: All tower speakers are available in either white or black finish. RGB accent light option required to activate Roswell RGB speaker lighting.



# Arches, Tops and Covers



*Model 30SC with the stainless steel / aluminum arch and hard top featuring the color-accented headliner.*

Cobalt's selection of premium arches, tops and covers not only protect from the elements, they offer next level styling and great looks to your new boat. Arches range from aluminum tube construction with canvas biminis that easily fold down for trailering and storage, to solid structures featuring stainless steel accents and canvas sunshades or elegant hardtops.

Color-matched and custom-tailored, Cobalt bimini tops, sunshades and tonneau covers are made of

a premium acrylic marine canvas. This material is extremely strong and fade-resistant, with superior water resistance. Yet it breathes, resisting rot and mildew.

Bimini tops setup rock solid with Cobalt's easily adjustable stainless steel turn-buckle supports. Rigidity simply not found with the use of fabric straps.



## Stainless Steel / Aluminum Arch with Hardtop and SureShade



*Available in black or white on models R30 and 30SC. SureShade is available in a manual pull-out or electrically deployable version.*

## Stainless Steel Arch with Hardtop and Electric SureShade



*This top with an electrically deployable SureShade is standard equipment on model R35. A color-accented headliner is optional.*

## Sport Tower with Pull-Out Sunshade



*A permanent rigid structure with a stretched canvas top covering, and the extendable sunshade aft. Available for models 23SC and 25SC.*



# Arches, Tops and Covers

## Folding Aluminum Arch with Bimini Top



Available as an option in black or white on models 200S, 220s, R3, R5, R7, 23SC and 25SC. Electrically actuated or gas-assist manual folding versions.

## Folding Aluminum Arch with Bimini Top (CS models)



Available as an option in black or white on models CS22 and CS23. Standard equipment on the CS23 Surf model. Gas-assist manual folding version only.

## Folding Aluminum Arch with Rotating Sunshade



Folds down while sunshade remains fixed. Available as an option in black or white on models R3, R5, R7, 23SC and 25SC. Electrically actuated or gas-assist manual folding versions.

## Premium Bimini Top, and optional Easy Fold



The optional Easy Fold mechanism allows a stowed bimini to be lower to a trailerable position without disconnecting any hardware.

## Stainless Steel / Aluminum Arch with Sunshade



Optionally available in black or white on models R3, R5, R7, R30 and 30SC. Standard equipment on R3 Surf, R5 Surf, R7 Surf

## Tonneau and Mooring Covers



Provides protection from the elements while allowing interior to breathe. To the left: Bow and Cockpit Tonneau Covers. Above: Mooring Cover.