


COBALT



ALONE

C O B A L T



A L O N E

Each walk of life has its own elite, its own
aristocracy based on excellence of performance.
James Bryant Conant

There is a moment of truth when you pull away from the dock for the first time, in a Cobalt.

It occurs to you that your decision was not only right, it was meant to be . . . the water may be full of boats, but as you throttle up a bit, you feel you are being watched. What they're seeing is this: Unmistakable dominance, in terms of design, marine engineering, unstinting attention to detail, culminating in the gut feeling you're alone on the water . . . no matter how many boats surround you.



You pull out into open water, hiking the bow into a 20 knot wind, hitting a comfortable plane, perhaps a bit faster than necessary. Is it for show? No. You're alone, in a Cobalt, experiencing superior handling and performance, surrounded by classic design. You're conscious of being that rare thing in our hurry-up society . . . an individual.

It's a moment of truth that will reoccur. Whenever you can get down to the water in Cobalt. It's not just a boat . . . it's a state of mind. Perhaps you've experienced it. Enjoy your tour of the '85 models.

Pack St. Clair

A stylized, handwritten signature in blue ink, consisting of a large, looping 'P' followed by several fluid, connected letters.

President, Cobalt Boats.



NOTHING BUT THE BEST-ANYTHING LESS IS AGAINST OUR GRAIN. ALL WOOD IS CURED, WHETHER EXPOSED OR NEVER TO BE SEEN. QUALITY IS AT THE CORE, THE VERY HEART OF THE MATTER, SO YOU CAN PILOT YOUR COBALT RIGHT ON INTO THE NEXT CENTURY...OR TAKE ADVANTAGE OF THE HIGH RESALE VALUE SUCH INTEGRITY CREATES.




SOME EASY CHAIRS DON'T COME EASY-THE SPECIAL VINYL (EXTRA HEAVY GRADE, RESISTANT TO ULTRA VIOLET RAYS, MILDEW) IS MADE FOR COBALT ONLY. HAND-SEWN & PLEATED AT OUR PLANT. FRAMES ARE EXTRA STRESS-WELDED. ULTRA-HIGH DENSITY FOAM (125 LB) FOR FLUSH COMFORT, NON-SAG DURABILITY.



HIGH DENSITY FOAM-X TOUGH VINYL



ALL FRAMING IS DESIGNED FOR "NO-CATCH" FLUSH COMFORT & SAFETY.



SPRAY-FOAMED, INSULATED ICE CHEST FLUSH MOUNTED IN FLOOR.



EVEN THE BILGE PUMP IS SPECIAL-PREMIUM, AUTO-MATIC DIAPHRAGM TYPE-PUMPS 3.5 GAL. PER MIN. AND YOU CAN FORGET IT...WON'T BURN UP.

Cobalts will always withstand the test of time...because they undergo what some in the industry regard as an excess of testing in the building process. And the building process, itself, is a precise and uncompromising operation. The beauty outside would be meaningless if she didn't have what it takes, on the inside. Beauty is skin deep...and clear to the bone, in Cobalt. From the glassy finish to the very finish.

We go to a lot of trouble so there won't be any: Bow-riders have a stout steel yoke in the walk-through for extra support. Non-corrosive metal plates are imbedded in the stringers in all the boats, for strategic support and attachment of weight-bearing features. Everything is premium. Thicknesses are measured at over 30 different locations. All Cobalts utilize stainless steel bolts, thru-bolted for solidity. Laminated aluminum plating anchors hardware firmly. All deck hardware is stainless steel. The stringer system is foam-filled and bonded to the hull. And so on...and on. Details, details. The attitude is built in, and that's why Cobalt is more than a boat. It's a solid state of mind.




EACH COBALT IS TANK-TESTED...BURN-IN INCLUDES COMPREHENSIVE DYNO-TESTING, RIGOROUS QUALITY CHECKS.



ALL COBALTs ARE "SLIGHTLY USED", TO BE SURE SEALS, OIL SYSTEMS, ELECTRICAL, INSTRUMENTATION, ENGINES, EVERYTHING IS PERFECT & PROUD-TUNED.

LAYER UPON LAYER OF MAT & WOVEN ROVING, HAND-LAID BY PROFESSIONALS WHO ARE WELL AWARE THAT THE NEXT STEP IS A RIGID QUALITY CHECK--MORE THAN 30 POINTS WILL BE TESTED.



TEAK & TIME...PLENTY OF BOTH. THE VERY FINEST TEAK IS TAIWANESE, & THAT'S WHAT WE USE. THE HIGHEST CALIBER, BEST GRAINED WE CAN BUY. THEN COMES THE HARD PART. THE REAL WOODWORK-FORMING, LAMINATING, CRAFTING, FINISHING FOR PERFECT FIT. IF IT'S NOT RIGHT, IT GOES IN THE SCRAP HEAP.

YOU'LL SEE A LOT OF TEAK IN YOUR COBALT, TABLE TOPS, LOWERED DOORS, BATTENS, ACCENT TRIMS. IT'S A COBALT HALLMARK.



THIS WIRING HARNESS COSTS MORE, BUT IT'S WELL WORTH IT IN THE LONG, LONG RUN. TROUBLE-FREE. ALL SYSTEMS GO.



240 PAIRS OF HANDS ARE APPLIED TO EACH COBALT AS IT MOVES SLOWLY THROUGH THE FINISH LINE.



ALL WELDS & SEAMS ARE SCRUTINIZED FOR STRENGTH, NEATNESS.



CS7 DREAM WEAVER

The American Dream has never been so precisely defined . . . or so true to its purpose. The shark-sleek, award-winning CS7 slices wakes like it's on rails, due to a radical departure for compact sports/runabouts—a deep V hull so revolutionary it's patented. And when it comes time to move on, you can make your own radical departure.

Recessed deck surface with inlaid teak walkway. 2-adult convertible bow seat folds to closed deck silhouette. 1-piece curved glass

windshield. Center mount control. Central insulated ice chest. Large sundeck pad with hinged access to isolation mounted engine and storage. Deluxe cockpit. All in all, it's a plush technocraft designed to carry a certain kind of purist to a dreamlike state.

Perhaps it's a vision you should have.

Model	CS7
Hull Design	DV 22°
Centerline	17' 2"
Beam	88½"
Draft (Drive Up)	17½"
Freeboard FWD	27"
Freeboard AFT	22"
Transom Height	36"
Average Weight	2400
Fuel Capacity	29 gal.





18DV

FAMILY UNIT



When you're towing this one to the lake, you can put all your worries about boating perfection behind you. The whole purpose of the spacious 18DV is pleasure amidst comfort, handling and elegance. And a V6, or V8, plants the power right where you want it for top performance.

Crowd-pleasers: 3 spacious seating plans available—standard, with sleeper/fold-down seats and jump seats both sides of motor box; sun-deck interior with captain's chairs, full-width bench seat and sun pad on stern; lounge inte-

rior with wrap-around bench seat. Easy tow and launch. Single unit motor box/jump seat with power assist. Steel yoke reinforced deck and windshield. Teak doors close off bow area. Bow cushion insert available. Deepest V hull of any runabout on the market.

If you think luxury is relative, take a look at this member of the Cobalt family. The breeding is obvious.

Model	18DV
Hull Design	DV 24°
Centerline	18' 2"
Beam	88½"
Draft (Drive Up)	17½"
Freeboard FWD	30"
Freeboard AFT	27"
Transom Height	36"
Average Weight	2700
Fuel Capacity	38 gal.





CS9

GROWING LEGEND

This beautiful 19 footer is pure Cobalt, Legend of the Lakes. And, like most legends, it gets better every year. Low, and behold . . . in hushed tones, at the world's finest marinas, they speak of its high style, low-deck profile and how that low-riding streamlined silhouette smoothes out the choppiest waters with a penetrating deep V hull . . . how freedom of movement is no myth in the elegantly appointed stretch/deluxe cockpit.

Teak walkway. Low center of gravity. Center

control console. 1-piece curved windshield. Insulated ice chest. Concealed convertible bow seat. Back seat folds down to create a lounge area. And a list of features that has other manufacturers playing follow the legend.

Unlike most legends, the CS9 is here and now . . . in your own sweet time.

Model	CS9
Hull Design	DV 24°
Centerline	19' 0"
Beam	91"
Draft (Drive Up)	17"
Freeboard FWD	29"
Freeboard AFT	26"
Transom Height	40"
Average Weight	2850
Fuel Capacity	48 gal.



If this classic was a car (and part of it thinks it is) it would divide its time between concours d' elegance, cruising boulevards and eating highways. It's a roadster turned lakester. The CM9 mid-engine features such elegant touches as a teak table-top on the motor box and an exquisite instrument panel, but it didn't win mid-sized boat of the year* on looks alone.

Take all that style and sleekness, add one extremely healthy V8, push the center of gravity further forward, and you've got a grin-causing

waterrocket that'll plane all day, at high or low speeds.

Large rear seating area. Side-by-side seating at central console cluster. Concealed convertible bow seat. 19' low deck profile. Heavily insulated engine compartment for quiet, good times. Total passenger comfort.

Is that applause we hear from the dock?

*Powerboat Magazine, 1983

Model	CM9
Hull Design	DV 24°
Centerline	19' 0"
Beam	91"
Draft (Drive Up)	16"
Freeboard FWD	29"
Freeboard AFT	26"
Transom Height	40"
Average Weight	2850
Fuel Capacity	45 gal.



CM9

MOVING PERFORMANCE





19BR

THE DEEP


The 19BR's exceedingly deep V cuts a swath wherever she goes, offshore or inland. This gorgeously crafted bow-rider was born for the good times, and raised with all the advantages . . . encompassing the needs of the weekend skier, party-giver, or lounge cruising for the fun of it. Available in three convenient seating configurations: Standard, sundeck or wrap-around lounge.

Standard-setting features: Carpeted floor ski storage, steel yoke stress-reliever, welded stain-

less steel rails, aluminum plate-seated hardware, concealed trash receptacle, modular built-ins, teak table-top on motor box.

You're in deep pleasure with 19' of Cobalt techno-quality cocked to go.

Model	19BR
Hull Design	DV 24°
Centerline	19' 0"
Beam	91"
Draft (Drive Up)	17"
Freeboard FWD	30"
Freeboard AFT	27"
Transom Height	40"
Average Weight	2850
Fuel Capacity	48 gal.





It gets the nod wherever it goes. Is it a cabin cruiser? Yes, in a way. Is it a closed deck classic 19 footer? Yes. Is it powerful? Yes. Is it pure essence of Cobalt-styled, engineered, maneuverable and reliable? Yes.

More positives: Aluminum teak-trimmed instrument panel. Circuit breakers (all Cobalts). Fully carpeted and insulated motor box. Electrically operated center windshield section. Center deck fold-down step from bow to cockpit. Mini-cabin beneath foredeck, with V-pad. Built-in ski stor-

age. Insulated ice chest. Concealed top storage compartment. Stainless rails.

Will it bring out the youthful exuberance in you? Oh, yes indeed.

Model	19CD
Hull Design	DV 24 ⁰
Centerline	19' 0"
Beam	91"
Draft (Drive Up)	17"
Freeboard FWD	30"
Freeboard AFT	27"
Transom Height	40"
Average Weight	2850
Fuel Capacity	48 gal.

19CD

THE YES BOAT



"She's a natural. Her aft end is steady as a rock at any speed . . . handles like a monorail." That's how one of our engineers describes the maneuverability bred into our newest American Original—the 21' Cuddy Cabin. Jim Wynne's latest hull design is a Wynne-Win situation, for sure, and an honest-to-Cobalt classic.

Rest easy. The new 21 Cuddy sleeps four and accommodates the whole gang, in solid comfort. Back bench folds down to sleeper. Aft storage hidden beneath expansive lounge/seating area.

Louvered teak doors with fitted insect screens. Bach to rock on custom stereo (optional), available to match the many good moods aboard. Lighted control panel, cabin interior and engine area. Insulated ice chest. Handmade convertible top. Aluminum and teak dash panel.

The 21 Cuddy . . . one powerful reason to step up to a Cobalt.

Model	21 Cuddy
Hull Design	DV 20°
Centerline	21' 1"
Beam	96"
Draft (Drive Up)	17"
Freeboard FWD	38"
Freeboard AFT	35"
Transom Height	42"
Average Weight	3700
Fuel Capacity	60 gal.



21 CUDDY

ROCK FORMATION





Well. What can we say about this monumental piece of water wizardry? Picturing yourself in this crown jewel is worth at least 1000 of our words. It's the ultimate cuddy-cabin, and that, as they say, is that.

Well worth looking at: Effortless power steering . . . and she makes true tracks in any water. Louvered teak doors. Padded ski rack slides to back of transom. Hand crafted convertible top. Big V-

berths with plush upholstery. Cabin accessible by spacious watertight deck hatch, companionway and easy-open passthrough. Port-side cabinet with fold-out refreshment counter. Seats 8 adults. Foldout aft lounge seat. Foldout boarding steps. Two large ice chests.

Look into Condesa. You may see yourself.

Model	23 Condesa Single Engine	23 Condesa Twin Engine
Hull Design	DV 24°	DV 24°
Centerline	22' 7"	22' 7"
Beam	96"	96"
Draft (Drive Up)	18"	21"
Freeboard FWD	42"	42"
Freeboard AFT	39"	39"
Transom Height	48"	48"
Average Weight	4200	5200
Fuel Capacity	98 gal.	98 gal.



CONDESA

SEE WORTHY



21BR MANY HAPPY RETURNS


The 21BR is an investment in pleasure futures. And it's no-risk, because it's a Cobalt. True, it's a new entry on the market, but consider the name, the known quantity and quality, and the projected peaks of enjoyment.

This deep V, open-bow beauty sports world renowned naval architect Jim Wynne's latest hull design and a full portfolio of features: Maximum seating and storage, custom built-ins for skis and equipment, teak and anodized aluminum appointments, three choices of seating configurations, stainless steel rails, back-to-back plush seats, power to spare.

The new 21BR . . . a beautiful investment for the long, long run.

Model	21 BR
Hull Design	DV 20°
Centerline	21' 1"
Beam	96"
Draft (Drive Up)	17"
Freeboard FWD	38"
Freeboard AFT	35"
Transom Height	42"
Average Weight	3600
Fuel Capacity	60 gal.





CM23 COMMANDING PRESENCE

The CM23 commands attention . . . you're in the seat of power, steering this cuddy cabin that has all the exquisite appointments of the CS23, plus the easy handling characteristics of the mid-engine models. It's a gleaming low-deck masterpiece that moves as smooth as its stripes and styling.

CM23 planes at low RPM and stands up to anything on the water, if you want to quicken the pace or the pulse. And, like all Cobalts, a great many great features command a good deal of respect: Teak entry doors. Fitted wet bar. Cabin access-way through large waterproof deck hatch. Plush back-to-back seats over mid-engine box provide extra seating/ lounge area. Stainless and teak boarding ladder. Deluxe instrument cluster.

From Cobalt, with respect. To every detail.



Model	CM23
Hull Design	DV 24°
Centerline	22' 7"
Beam	96"
Draft (Drive Up)	17"
Freeboard FWD	35"
Freeboard AFT	35"
Transom Height	48"
Average Weight	3900
Fuel Capacity	54 gal.



CS23 LUXURY SWEET

Judged Full-size Boat of the Year by Powerboat Magazine in '84, the CS23 is a luxury suite of room on the water that doesn't handle like the QEII. The blend of performance and handling ease that come together in this roomy 23 footer is truly incredible... she turns and tracks like much less boat than she is, but her stature in the water, lake or offshore, is unmistakably Cobalt.

For instance: Cuddy cabin with side berth and storage shelves. Louvered teak doors with insect screens. Fitted wet bar. Port storage compartment. Large cockpit. Power steering. Fold-down rear seat converts to extra berth, or lounge. Top storage behind seat. Teak walkways. Welded stainless steel bow rails. Full instrumentation.

Stately room, and power to go. But, don't rush your decision... sleep on it.



	CS23 Single Engine	CS23 Twin Engine
Model	Single Engine	Twin Engine
Hull Design	DV 24°	DV 24°
Centerline	22' 7"	22' 7"
Beam	96"	96"
Draft (Drive Up)	17 1/2"	20 1/2"
Freeboard FWD	35"	36"
Freeboard AFT	35"	32"
Transom Height	48"	48"
Average Weight	3900	4900
Fuel Capacity	71 gal.	71 gal.





CONDURRE POWER AND GLORY

Guts and refinement in an offshore thrilling rig. Condurre (Con-doo-reh. It means "to lead") is not, shall we say, your basic boat. It's built for speed. And comfort. And safety. And stability. The hull is a licensed design by a famous builder of off-shore raceboats, and the power within it is exceptional. When she appears in all her Cobalt Power and Glory, a lot of other boats appear to be so many motorized frisbees. She is what you might call sudden interest.


Condurre handles as smooth as her glassy gelcoat finish... and she's full to the gunnels with luxury appointments. Big V-berths forward. Fitted wet bar. Louvered teak doors. Custom cabinetry. Entertainment-center, including stereo/tape deck with optional TV and VCR. Spacious stowage. Totally new, redesigned helm console with mechanical trim indicators for both stern drives and trim tabs, power steering. Stand-up or sit-down convertible-surround helm seats. Stainless steel foredeck & afterlounge rails. And, as they say, much, much more.

You've got the guts. Shouldn't you have the glory?

Model	30' Condurre
Hull Design	DV 26°
Centerline	29' 7"
Beam	96"
Draft (Drive Up)	32"
Freeboard FWD	30"
Freeboard AFT	48"
Transom Height	60"
Average Weight	7880
Fuel Capacity	182 gal.



(1 THROUGH 3 ---
CONDURRE
OPTIONS...)




STANDARD
FEATURES

① SOLID COMFORT, REFINED ELEGANCE IN THE
OFFSHORE THRILLING RIG --- CONDURRE.



STAINLESS STEEL
BOW RAILS, CLEATS
& HARDWARE FIRMLY
SECURED TO NON-
CORROSIVE METAL
PLATES IMPLANTED
IN THE FIBERGLASS.

② THE MUSCLE BOAT IN REPOSE --- OPTIONS
INCLUDE RICH LEATHER COVERED CHAIRS,
AN ENTERTAINMENT CENTER WITH TV, VCR,
STEREO TAPE & RADIO DECK. THE BALANCE
BETWEEN POWER & GLORY IS FINELY TUNED
THROUGH OUT CONDURRE. (AM, FM RADIO, STD.)



③ OUR ALL-OUT COMMITMENT TO STAYING IN FRONT
GIVES YOU SOME GREAT REASONS FOR GOING BELOW:
BEAUTIFULLY STYLED WET BAR WITH FITTED GLASSES
& DECANTERS, 12/110 VOLT REFRIGERATOR OPTION.

THE BOARDING STEP ON THE CONDURA
DOUBLES AS A TEAK & STAINLESS STEEL
DRINK HOLDER, LIGHTER, ASH TRAY...



DISTINCTIVE DRINK MODULES, PORT
& STARBOARD - TWO DRINK
HOLDERS, ASH TRAY IN MIDDLE.
LIGHTER & COURTESY LIGHT
DIRECTLY ABOVE.

NO WASTED SPACE WHERE
WASTE IS CONCERNED - TRASH
RECEPTACLE FLIPS OUT OF SIGHT.
HELP KEEP OUR WATERS BEAUTI-
FUL --- DRIVE A COBALT!



RECLINER/SLEEPER SEATS (18 & 19 MODELS)
FOLD DOWN TO 7' LENGTH - LONG ON COMFORT
IN ANY POSITION, LOCKS TO YOUR PREFERENCE



THE SMALLEST DETAILS SOMETIMES CARRY THE
HEAVIEST WEIGHT - SOLID, STAINLESS STEEL LIFTING
RING STRESS-TESTED TO 2 1/2 TIMES THE WEIGHT OF
THE BOAT, DOUBLES AS SKI TOW EYE, IS SECURED TO
STEEL BRACKET THRU-BOLTED TO TRANSOM.



TECHNOLOGY MARRIED BEAUTY
& LIVES IN COBALT - THIS
DASHING PANEL IS TURN-KEY
ELEGANCE, FULL INSTRUMENT-
ATION THAT GETS YOU WHERE
YOU'RE GOING IN HIGH STYLE
& PEACE OF MIND.
NO GAUGE LEFT UNTURNED
IN THIS FLAT BLACK, GLARE-
PROOF INSTRUMENT PANEL.

STANDARD - A CASE OF
CONVENIENCE. FLOOR-
FLUSH, INSULATED ICE
CHEST BETWEEN DRIVER
& PASSENGER. CAPACITY:
(MORE THAN YOURS - USE
MODERATION ON THE WATER)
OVER A CASE OF 12 OR CANS.
DRAINS TO BILGE. CARPETED
LID. FLUSH LIFT RING.



SMART, ROOMY, MATTE
BLACK LOCKING GLOVE
COMPARTMENT, AVOIDS
SUN GLARE, HOUSES
OPTIONAL STEREO



NOOK & CRANNY STORAGE.
ALL OVER THE PLACE - HERE'S
ONE COMPARTMENT DISGUISED
AS AN EXTREMELY COMFORTABLE
BOW SEAT... WHICH IS HINGED
TO COVER, OR REVEAL, A
HANDY HIDE-AWAY FOR LIFE
JACKETS, PURSES, ETC.



ANOTHER STANDARD SETTING
FEATURE - TEAK TABLE ATOP
MOTOR BOX, STERN AREA. COBALT
SPORTS SO MANY LUXURIES AS
STANDARD, IT WOULD SEEM TO
LEAVE YOU WITH LITTLE OPTION...



BOARDING PARTIES APPRECIATE
THE STAINLESS STEEL LADDER,
SOLID TEAK WOOD FOLD-DOWN STEP...
... CONVERTIBLE TOP STOWS
UNDER REAR COAMING PAD,
EASILY ACCESSIBLE FOR
QUICK SET-UP

MOTOR BOX/JUMP SEATS
UNITIZED TO RAISE FROM
FLOOR LEVEL WITH POWER
ASSIST CYLINDER, FOR
EASY SERVICE ACCESS



...ALL REASONS WE'RE THE
UNDISPUTED LEADER.

STANDARD FEATURES

- COMFORT GROUP**
 - Color matched convertible top
 - Tinted windshield
 - Adjustable drivers seat (except Condurre)
 - Convertible stand-up drivers seat (Condurre only)
- CONVENIENCE GROUP**
 - Full instrumentation with clock and hour meter
 - Trash receptacle
 - Built-in insulated ice chest (except Condurre)
 - Large capacity fuel tank
 - Teak walk-around (CS & CM models)
 - Circuit breakers
 - Power assist for ski door and motor box (most models)
 - Power engine hatch (Condurre only)
 - Wet bar (CS23 & CM23)
 - High output stereo system (Condurre only)
- PERFORMANCE GROUP**
 - Jim Wynne deep V hull design
 - Power trim
 - Power steering
 - Performance matched power combinations
 - Racing trim plates (Condurre only)
- SERVICE GROUP**
 - Large engine access
 - Heavy duty marine battery
 - Special formula teak oil
 - Stainless steel lifting rings (18DV, 19BR, 19CD, & Condura)
- DURABILITY GROUP**
 - Solid stainless all-welded rails and boarding ladders, thru-bolted
 - Stainless steel hardware and fasteners
 - All metal instrument and dash panels
 - Double side wall hull construction (except Condurre)
 - Steel yoke in walk-thru area (18DV & 19BR)
- STORAGE GROUP**
 - Carpeted storage area
 - Ski rope storage
 - Hide-away top storage
 - Ski storage area (except Condurre) (lockable in some models)
- SAFETY GROUP**
 - Glare-proof instrument panel
 - Dual horns
 - Rudder indicator
 - Bilge blower
 - Bilge pump with automatic switch (diaphragm type, except Condurre)
 - 2000 GPH bilge pump with automatic switch (Condurre only)
 - Fire extinguisher (dual in 23's)
 - Automatic Halon fire extinguisher system (Condurre only)
 - High performance steering (Condurre)
 - Positive hull floatation (17's, 18's, and 19's)
 - Dual windshield wipers (Condura only)



MAKE A LITTLE SPLASH FOR YOUR FRIENDS, IN STYLE: CONDESA CUSTOM CABINETRY WET BAR INCLUDES SMOOTH-SLIDING BOTTLE RACK THAT LOCKS IN PLACE, 3 GAL. WATER TANK, ELECTRIC PUMP, STAINLESS BASIN, TEAK TRIM.



REMOTE CONTROL FLOOD SPOT MOVES VERTICALLY, HORIZONTALLY, SWITCH NEAR THROTTLE.



WATER EVERYWHERE, BUT... ENOUGH SAID. PROTECT YOUR INVESTMENT WITH TOP OF THE LINE HALON EXTINGUISHER. (STANDARD ON CONDURRE)




SWIM
TEAKWOOD
DELUXE

PLATFORMS AVAILABLE FOR ALL MODELS. FINEST PLANKING, STAINLESS STEEL FRAMEWORK, MOUNTING BRACKETS. ADDS STYLE, BEAUTY FUN & VALUE TO YOUR COBALT.



SUNDECK (ABOVE) AND "L" LOUNGE SEATING CONFIGURATIONS. REST YOUR DECISION.



DOCKING
LIGHTS
SEALED
BEAM BRIGHT
IDEAS THAT FLUSH-
MOUNT ON EACH
SIDE OF HULL - ALL
MODELS EXCEPT
18DV.



"WHERE'S THE HEAD?" IN
THE CONDESA, CS23, CM23
& 21 CUDDY, IF YOU WISH.



AIRCRAFT COMPASS DASH-
MOUNTS ON BOW-RIDER
MODELS. 5" ILLUMINATED
BUBBLE-STYLE COMPASS
AVAILABLE FOR OTHER MODELS.

DEPTH SOUNDERS - THE 2 BEST FROM LOWRANCE
LCD READOUT. SONAR. DECO MODEL HAS ALARM SET CAPABILITY.



COLOR MATCHED, SNUG FIT BOW TONNEAU

BOW AREA FILLER (CENTER TOP
OF PICTURE) CONVERTS BOW TO
COMPLETE COMFORT LOUNGE AREA.



AM/FM STEREO RADIO/CASSETTE TAPE PLAYER PROVIDES
QUALITY SOUND WAVES ON THE WATER, MOUNTS IN
LOCKABLE GLOVE COMPARTMENT.



21
CUDDY
STYLED AND
FITTED WET BAR
MIXES WELL WITH
THE CROWD...
AND SERVES A
MULTITUDE OF
USES WHEN THE
PARTY'S OVER.

OPTIONS

ALL MODELS

AM-FM cassette with power
antenna and four speakers
Swim platform with full
boarding ladder
Remote control spot/floodlight
Side curtains (except Condurre)
Stern curtains (except Condurre)
Camper top (except Condurre)
Vista cruiser top (except
Condurre)
Travel mooring cover
Cockpit tonneau cover
Compass (standard on
Condurre)
Gray hull and deck
Beige hull and deck
Driftwood hull, Sand deck
Docking lights (except 18DV)
Stainless prop exchange (except

Volvo, standard on Condurre)
Halon fire extinguisher (standard
on Condurre)
Lowrance depth finder
Windshield wipers (standard
on Condesa)
18DV, 19BR, 19CD, and 21 BR
Sundeck interior
Lounge interior
OTHER
Trim tabs (all 19's, 21's & 23's)
Ski package (CM9 only)
Ski bar (CM9 only)
Bow curtain (19CD only)
Bow cushion insert (bow riders
only)
Bow tonneau cover (bow riders
only)
Porta-potty (21CC, all 23's and
Condurre)
Dinette table (Condesa only)

COCKPIT TONNEAU



(STD. - CONDURRE)

STANDARD TOP



STANDARD TOP/OPTIONAL SIDE & STERN CURTAINS



STANDARD TOP/OPTIONAL SIDECURTAINS & CAMPER TOP.



TRAVEL MOORING COVER



(OPT. CONDURRE)

BIMINI TOP 21 CUDDY, 23S



(OPT. CONDURRE)

VISTA CRUISER TOP 21 CUDDY, 23S



THE GOODTIMES
GATHER 'ROUND
THIS CUSTOM
TEAK TRIMMED
CONDESA OPTION.
SINGLE PEDESTAL,
MINIMUM OBSTRUCT-
ION - BASE & TOP
STOW EASILY
WHEN NOT IN USE.



ALL ARE COLOR COORDINATED TO STRIPES, 100% ACRYLIC ARMY DUCK CANVAS, BREATHABLE, COLORFAST, WATER REPELLENT.
TINTED ISINGLAS WINDOWS. RUSTPROOF ZIPPERS AND/OR SNAPS. SNUG, CUSTOM FIT.



WATER OFF A DUCK'S BACK ...

... is a perfect analogy for the 100% acrylic fiber Army Duck canvas cover material we use for tops and tonneaus. Each fiber is solution-dyed, to lock color in at the very start ... color that matches the boat schemes. The fabric is breathable, fade and stain resistant, mildew and rot resistant. And, of course, water repellent as a mallard.

THE WHOLE NINE YARDS ...

... go into every Cobalt, and mileage is what this carpeting is all about. It's the ultimate in polypropylene marine carpet: Waterproof, rot and mildew resistant, colorfast with a rich pile that would be at home in a good hotel suite. It's the best ... that's why we can go the extra mile and offer a two year guarantee.

VINYL	CARPET	HULL STRIPES & TOP COLORS	HULL & DECK OPTIONS
Blue	Blue	(7) Lt. Blue (4) *Dk. Blue (2) Lt. Gray (3) *Dk. Gray	(9)White (6)Gray (10)Driftwood (11)Sand
Gray	Gray	(7) Lt. Blue (4) *Dk. Blue (2) Lt. Gray (3) *Dk. Gray (13) *Lt. Red (12) Dk. Red	(9)White (6)Gray (10)Driftwood (11)Sand
Brown	Brown	(7) Lt. Blue (4) *Dk. Blue (13) *Lt. Red (12) Dk. Red (5) Lt. Brown (8) *Dk. Brown	(9)White (1)Beige (10)Driftwood (11)Sand
Copper	Copper	(5) Lt. Brown (8) *Dk. Brown	(9)White (1)Beige (10)Driftwood (11)Sand
Mauve	Wine	(13) *Lt. Red (12) Dk. Red	(9)White (10)Driftwood (11)Sand

*21 color stripe (single stripe only)

LOOK INTO THE FINISH ...

... it's the highest quality Gelcoat, formulated with Neopentyl glycol for optimum resistance to water and chemical agents. The glass-slick 20 mil thick coating on a Cobalt reflects well on you, for years of trouble-free weatherability and high gloss retention. There's a lot more here than meets the eye, but when it does ... it causes that special Cobalt gleam.

TOUGH BEAUTY, SKIN DEEP ...

... this rich-looking, extra heavy vinyl is made exclusively for Cobalt with extra slipcoating to protect against scuffing and UV rays ... sturdy stuff, and so's the guarantee: two years under normal use. Color coordinated to all boats, and hand-finished at the Cobalt plant.



B.I.A. CERTIFICATION

Boating Industry Association is a National Trade Association serving all elements of the Recreational Boating Industry. Its members include manufacturers of all types of boating equipment—outboard and inboard boats, sailboats, marine engines, outboard motors, boat trailers, boating accessories and supplies. B.I.A. certification means but one thing. When you, as a boat owner, have this certification, you can be assured that lighting, ventilation, steering, flotation, capacity, fuel system, horsepower rating and anything that will insure your safety are within the rigid requirements of the Boating Industry Association. EVERY COBALT IS B.I.A. APPROVED AND COMPLIES WITH COAST GUARD REGULATIONS.

WARRANTY INFORMATION

FIVE YEAR LIMITED WARRANTY ON HULL, TWO YEAR LIMITED WARRANTY ON OTHER COMPONENT PARTS. Cobalt Boats warrants the hull of each new Cobalt Boat to be free from structural defects in material and workmanship under normal recommended use for a period of five (5) years from the date of delivery to the original retail purchaser. Cobalt Boats warrants all component parts, other than the hull, of each new Cobalt Boat to be free from structural defects in material and workmanship under normal recommended use for a period of two (2) years from date of delivery to the original retail purchaser. During the applicable warranty period, as set forth above, warranty repairs will be made without charge by Cobalt Boats at its plant in Neodesha, Kansas, or, at the option of Cobalt Boats, by an authorized Cobalt Boats dealer. All warranty repairs will be subject to the authorization of factory-trained personnel of Cobalt Boats, whose decisions will be final. Transportation to and from the plant in Neodesha, Kansas, will be at the owner's expense.

This warranty does not apply to (1) engines, boat drives, controls, batteries, or other equipment or accessories manufactured by manufacturers other than Cobalt Boats, which are separately warranted by such other manufacturers (appropriate adjustment to them being provided by their respective manufacturers); (2) installation of engines or accessories installed by others; (3) windshield leakage, upholstery damage, carpet damage and gelcoat damage; (4) the blistering of gelcoat finishes; and (5) any Cobalt Boat which has been altered, subjected to misuses, negligence or accident, or used for racing or commercial purposes.

Cobalt Boats shall not be liable for special or consequential damages such as, but not limited to, damage for cost of replacement goods or damages for claims of third parties against the purchaser or damages for loss of profits. To validate this warranty, the warranty registration card must be returned to Cobalt Boats within ten (10) days after purchase by original retail purchaser. Notification of any warranty claim, arising within the applicable warranty period, as set forth above, must be made in writing by the original retail purchaser to Cobalt Boats within thirty (30) days after the discovery of the basis for any alleged warranty claim.

In no event shall the liability of Cobalt Boats under this warranty exceed the purchase price of the specific item to which such warranty relates.

The warranty listed herein constitutes the only express warranty covering your Cobalt Boat and any implied warranty which may relate thereto is limited to five (5) years on the hull of each new Cobalt Boat and to two (2) years on all component parts, other than the hull of each new Cobalt Boat.

This warranty gives you specific legal rights and remedies. In addition, you may also have other rights and remedies which vary from state to state.

POWER SELECTIONS														CONDURRE POWER SELECTIONS		
Power	Cyl.	Cu. In.	CS7	18DV	CS9 19BR 19CD	CM9	21BR	21CC	Condesa Single Engine	Condesa Twin Engine	CS23 Single Engine	CS23 Twin Engine	CM23	Twin Engines Only		
185 OMC	V-6	229	X	X	N/A	N/A	N/A	N/A	N/A	X	N/A	X	N/A	330 V-8	454 Cu. In.	440 V-8 454 Cu. In.
190 MER	4	224	X	X	N/A	N/A	N/A	N/A	N/A	X	N/A	X	N/A	370 V-8	454 Cu. In.	460 V-8 482 Cu. In.
198 MER/ 200 OMC/ 200 VOL	V-8	305	X	X	N/A	N/A	N/A	N/A	N/A	X	N/A	X	N/A	400 V-8	454 Cu. In.	475 V-8 454 Cu. In.
230 MER/ 230 OMC/ 225 VOL	V-8	305	N/A	X	X	230M ONLY	X	X	N/A	X	N/A	X	N/A			
260 MER/ 260 OMC/ 260 VOL	V-8	350	N/A	X	X	260M ONLY	X	X	X	X	X	X	260 ONLY			

