



A36BR

COBALT BOATS

A SERIES

Beginning to end, the A36BR customer-centric luxury.

The new Cobalt A36BR – the BR is for bowrider – brings a refined new version to so many different types of boaters that each will find exactly the boat of their dreams: sporty cruiser, massive bowrider, accommodating day boat, performance sportboat, in one exhilarating craft. Maintaining the distinctive look of the original A36, the A36BR offers a level cockpit floor for comfortable cockpit seating, along with the deep and spacious bow area that gives it its name. In addition to deeper bow seating, the A36BR provides the award winning Cobalt ride in a quiet running experience via improved sound insulation and sealing of the engine compartment. Matching the original A36 coupe's performance and handling, the A36BR shares an extended running surface that makes both models exceptionally smooth and stable at high speeds.

A few particular traits of the A36BR jump at first look. The panoramic side windows in the hull bring the outside in and reflect the envious stares of dock side passersby. Other thoughtful comfort touches include optional stadium bow seating with inward-facing armrests, and dedicated self-draining storage areas under the bow cushions. The cabin lies below the helm. At once snug and expansive, with a sofa stretching out and swiftly changeable to a berth capable of sleeping two adults. The port side head compartment looms enormous, ready to double as a shower. Noteworthy options range from a bow sail shade to a protected cockpit pop-up TV and a full-function galley.

Available in meaningful twin-engine configurations, with or without joystick control, the A36BR means power as needed, control as desired, luxury and comfort as expected. And, to top it off – literally, the hardtop is immediately self-explanatory in its popularity.

Begin where you like. End where you belong. As captain of the new Cobalt A36BR.



A36BR





A36BR





COBALT A36BR





COBALT A36BR



SPECIFICATIONS

Length Overall w/ Swim Platform	35' 11"	10.95 m
Beam	11' 2"	3.40 m
Interior Cockpit Width	110"	2.79 m
Deadrise at Transom	22°	22°
Fuel Capacity - Gasoline	189 gal.	715 L
Freshwater Capacity	27 gal.	102 L
Holding Tank Capacity	10 gal.	38 L
Bridge Clearance	9' 1"	2.77m
Draft Drive Up	31"	0.78 m
Draft Drive Down	42"	1.07 m
Dry Weight	16,000 lbs	7,257 kg
Boat Certified Capacity	Yacht Certified	
Boat Certified Capacity w/gear	Yacht Certified	

VOLVO PENTA STERNDRIVE POWER

Twin V8-380CE DP	380 hp	283 PkW
Twin V8-430CE DP	430 hp	321 PkW

COBALT A36BR



STANDARD EQUIPMENT

Dash and Instrumentation

Compass, Digital
Depth & Water Temp Pkg.
Digital Spyder Controls
Glass Cockpit, Garmin 7612
Black Leather/SS Steering Wheel

Engine Options

Active Corrosion Protection
EVC w/PTA & Cruise
Trip Computer

Stereo

Custom Acoustic Cabin Spkr. Covers
iPod/USB/MP3 Port
Premium Sound System w/
Trans. Remote & Spkrs.
Stereo Remote, Dash

Exterior

Bow Rails, Stainless Steel
Dinette Table, Cockpit
Direct Bond Edge-Style Windshield
Fender Clips w/Line (6)
Hard Top Sunroof
Motorbox Actuator, Electric
Snap-In Carpet, Cockpit
Stainless Steel Cupholders
Swim Platform w/Ladder, Hydraulic
Transhield Shipping Cover
Transom Storage Lockers

Interior

Cabin Skylights
Cabinetry, Gray Driftwood
Fiberglass Liner w/Sea Grass Floor Cover
Head w/Sink & VacuFlush Toilet
Integrated Cabin Filler Cushion
LED Overhead Lighting, Cabin
Panoramic Cabin Windows
Suspended Cabin Headliner

Structure / Safety / Performance

10/5/3 Year Warranty Protection
Battery Charger, 60 amp
CO Monitor
Composite Floor
Composite Transom
Fiberglass Cockpit Liner

Fiberglass Stringer System
Fire Extinguisher, Manual (2)
Galvanic Protection
Ignition Safety Switch
Kevlar Reinforced Hull
Shorepower-110v, Dual 30 amp
Tool Kit
Trim Tabs, Electric w/Autoglide System
Windlass, All Chain w/Anchor

OPTIONAL EQUIPMENT

Canvas

Bow Shade System
Bow Tonneau Cover
Electric Sureshade
Full Canvas Enclosure Package

Dash and Instrumentation

Compass, Magnetic
Radar, Garmin 24" HD Dome
Radar, Garmin 24" HD Dome w/KVH
Radar, Garmin 48" Open Array
Radar, Garmin 48" Open Array w/KVH
VHF Radio w/Antenna
Windshield Wiper, Std.

Engine Options

Autopilot
Joystick Sterndrive w/E Key
Ocean-X

Stereo

Cabin Entertainment Package (TV/DVD)
Platinum Sound System
Satellite Radio System
Satellite TV (Coastal)
Satellite TV (Inland)
Satellite Weather System
TV Antenna & Cable Hook-Up
TV w/Lift, Cockpit

Exterior

Barbeque Grill ,Cockpit (w/Galley only)
Bow Entertainment Pkg.
Bow Port Console Armret
Docking Lights-Stainless Steel
Equipment Shelf (Hardtop mounted)
Flagpole w/Flag
Floor Covering, Sea Grass-Cockpit

Fresh Water Washdown, Bow
Galley w/Sink, Cockpit
Hard Top Sliding Hatch (manual)
Hard Top w/LED Tri-Color Lighting
Hardtop Accent Package (std)
Refrigerator, Cockpit
Sof-Trac Mat, Swim Platform
Spotlight, Remote
Swim Platform Transom Lighting
Transom Shower
Transom Tilt Switches
Underwater Lighting

Interior

Air Conditioning/Heat Self-Prime,Cockpit
Air Conditioning/Heating, Cockpit
Gray Water System
Head w/VacuFlush, Macerator
LED Interior Accent Lighting (RGB)
Remote Courtesy Lights w/key fob
Sof-Trac Marine Mat, Cockpit
Throw Pillows, Weighted (10)
Throw Pillows, Weighted (4)

Structure / Safety / Performance

Captain's Call Exhaust
CE Requirements
Fire Extinguisher, Automatic System
Generator (Gas) 6.5kW
Shorepower-220v, Dual 30 amp
Windlass (std) w/Chain Counter



What prove to be, in memory, the adventures of a lifetime.

Who can say when first you heard? The multicolored minute when the open water spoke, and the dream began. Try now. To this day, can you report the moment? Can you reach back and listen again to that faint call, a sun-flecked whisper -- relentless as a mother's summons -- coming from just beyond the farthest thing a kid could ever hope to see.

At Cobalt, we build boats that answer the call. It is a relationship like no other – owners and their boats. It is that first grip at the helm that releases a sense of assurance down the spine. At that very moment...a promise is made. With each ride, with each cruise comes conversation, laughter and pure enjoyment afloat. At that very moment, a bond is formed on trust, but not just that, a type of trust that feels like family. And with that trust arises a certain lifestyle, an opportunity for families to come together and enjoy what life is truly about. It is a type of confidence that only a Cobalt can instill in its owner.

Our Cobalt family believes we have a unique opportunity to enrich life, to help create life-long memories, to arouse a passion for the boating lifestyle. We vow to work tirelessly, creating the most innovative, well-engineered, and best performing boats imaginable. We vow to let our work be consumed by every little detail, every aspect of fit and finish.

This classic tradition will continue in our daily pursuit to build not just boats, but deep personal possessions. We will continue on with our philosophy of compromising absolutely nothing, especially when it comes to constructing piece by piece a watercraft that will create memories of a lifetime.

We are excited to share Cobalt's passions and why we do what we do for our customers everyday. You drive us to perform everyday. Thank you and welcome to the family.



Customer Inspired Innovation

Swim Platform Functionality

Cobalt's swim platforms are large, welcoming and safe, suspended just above the waterline for easy use in all water-borne activities. Oversized, polished stainless steel tubing wraps every platform to protect the boat when docking. Cobalt's exclusive and patented swim step requires only two easy flips: down to use, back to stow. The swim step makes boarding your Cobalt a breeze, and provides a perfectly cool resting area. Illuminate the platform above or below the waterline with option choices to suit your desires.

Industry Firsts and Real-World

Across five decades, Cobalt brought innovative functionality to the marketplace. Across five decades, other marine manufacturers have seen fit to copy the thoughtful design that has always defined our boats. Again this year, we will show an entire industry exactly the way to go.

- ☞ A Cobalt first: the integrated bow eye with a scuff plate for protection from trailer marks
- ☞ Cobalt was the first stern drive builder to feature the walk-thru transom, today, all our models are equipped with either a single or dual aft passageway for easy boarding
- ☞ Stainless-steel adjustable poles to secure and tighten bimini tops with our innovative built-in turnbuckle -- no fabric straps here
- ☞ Quick-release fender clips utilize stainless steel sockets for perfect placement and convenient deployment
- ☞ Cushioned storage lids with double-knuckled hinges to hold the lids open for easy access to the compartment below
- ☞ Our often-imitated, never-duplicated flip-lip seat bolster – the captain sits high and comfortable, enjoying the full thrill of the ride
- ☞ A safer latch for the windshield walk-thru, holding the door securely open – yet another Cobalt first
- ☞ Perhaps the most imitated component of performance in the boating industry, Cobalt's extended running surface for quicker planing, firm and true turns, minimized bow rise, and greater lift at the stern





Finely Detailed Interiors

The technical word is “interface,” those sensory exchanges between boat and owner, those points of contact so fundamental to the enjoyment of a day on the water, so critical to the determination of a boat’s long-term value. Glance at any cockpit and witness the full effect of a Cobalt interior – straight, smooth, uniform, and very, very good looking. Better yet, cruise a Cobalt at first opportunity for some meaningful, memorable interfacing of your own.

Start at the helm, where strength meets stylish strength. Rock-solid fiberglass substructure rides beneath upholstered good looks, as optional Ebony Macassar trim adorns the helm’s metal panels. The instrumentation and its mountings borrow from aircraft and jewelry designers alike. Stainless steel switch mechanisms are firm, sure, and sturdy.

Cobalt upholstery involves the fingers. Butter-soft and bull-strong, as tactile as they’re easy on the eye, always double-fastened with both adhesives and staples, and stitched with meticulous precision. Underfoot, the carpet or optional Seagrass flooring is snap-down/snap-out, rubber-backed, backed again with skid resistant no-flex composite flooring under all, and heavy. Heavy far beyond any marine standard.

- ☞ Cobalt Glass Cockpit with Touch Screen Displays
- ☞ Precision-sewn interior details
- ☞ Double-needle stitching
- ☞ Seats that convert to a sun lounge
- ☞ Deep bow and cockpit seating
- ☞ The warmth and feel of premium materials
- ☞ A hand-crafted helm with detailed double-stitching
- ☞ Ebony Macassar trim
- ☞ Aircraft-inspired stainless switches
- ☞ Honeycomb composite core integrated in flooring – optimized strength-to-weight ratio, with improved sound and vibration dampening





Exceptional Methods of Construction


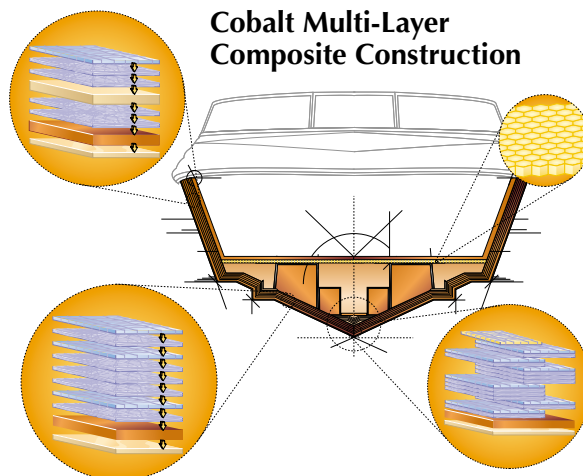
At Cobalt the hull means hand-work, with every layer rolled a by craftspeople who believe that yet one more careful pass just can't hurt. And so the layers accumulate, eight altogether on the hull bottom and a full sixteen at the keel. Reinforced with Kevlar® and then strengthened again with Spraycore®, the hull's structure hardens into the critical component of the legendary Cobalt ride

The quality of the mold equals the quality of the finish, and so hand-waxing follows after every other part. Old finishes are reworked after every ten parts. No power buffers are allowed, and therefore no unsightly marks or patterns are left behind. And because time in the mold ensures integrity, flexible strength, and year-to-year dependability, the long hours spent in the mold matter even more. Every Cobalt hull cures and cures a while longer – well beyond normal industry standards.

Cobalt longevity is obvious, some of the reasons why less so. Invisible composites, hyperlight and hyperstrong, compose every Cobalt transom. No wood there, not in that all-important forcefield. No wood either in the polypropylene structural honeycomb of the floor. Nor in the all-fiberglass stringers where a methacrylate bonding compound adds lifelong permanence. No wood in the water-impervious roto-cast seat bases.



- ☞ Z-Thane™ strengthening, protective barrier coat in the hull – A Cobalt exclusive
- ☞ Completely hand-laid hulls, reinforced with Kevlar™
- ☞ Composite construction on all structural components
- ☞ Cushioned lids with knuckled hinges for easy, open access to storage compartments large and larger still
- ☞ Exceptional hardware, largely stainless, over-sized, over-strong
- ☞ Graphics deep and strong in the gelcoat
- ☞ Integrated bow eye with a scuffplate for added protection
- ☞ Hand-lamination, up to 16 alternating layers of fiberglass mat and woven roving





Cobalt Transferable Warranty



Ten Year Structural Warranty

Hull & Deck Structure: Hull/deck joints, bulkheads, floor, transom, stringers, motor mounts

Transferable: Fully transferable

Five Year Bow to Stern Component Warranty

Components: All components manufactured or purchased (excluding hull and deck structural components)

Canvas: All canvas

Upholstery: All upholstery

Transferable: Fully transferable

Three Year Gelcoat Finish Warranty

Transferable: Fully transferable

*Service Assist - up to \$100 per claim

On-Water Towing: Applicable to Cobalt 5 year Bow to Stern Component Warranty or Engine Manufacturer Warranty

Hoist/Lift Out: Applicable to Cobalt 5 year Bow to Stern Component Warranty or Engine Manufacturer Warranty

Haul-Out: Applicable to Cobalt 5 year Bow to Stern Component Warranty or Engine Manufacturer Warranty

Dockside Repair Call: Applicable to Cobalt 5 year Bow to Stern Component Warranty or Engine Manufacturer Warranty

Engine Warranty – Manufacturer Direct

Volvo Penta Stern Drive: 2 + 3 Factory Protection Program – North America only (outside North America 2 Year Warranty)

MerCruiser Stern Drive: Five (5) Year Power of Protection Warranty - US and Canada only (International Coverage is regional)

Volvo Penta Diesel: Two (2) Year Warranty

Mercury Outboard: Three (3) Year Warranty


Yamaha Outboard: Three (3) Year Warranty

See written warranties and service agreement for specific coverages.
*Documentation will be required in order to receive the Service Assist benefit.

Color Selections




Actual colors may vary due to the limitations of the digital process and the viewing device calibration. Consult your Cobalt dealer as equipment and specifications are subject to change without notice.

Exterior Colors and Graphic Styles

<div> <div>KNOCK OUT RED</div> <div>CITRON YELLOW</div> <div>ICE BLUE</div> <div>PACIFIC BLUE</div> <div>NAVY</div> <div>SUNBURST</div> <div>SANDSTONE</div> <div>SHALE</div> <div>EBONY</div> </div>	3 COLOR CUSTOM GRAPHICS White base gelcoat with any primary hull color plus an accent color. 	3 COLOR CUSTOM WITH EDGE GRAPHICS White base gelcoat with any primary hull color plus accent with edge detail. 
	3 COLOR CUSTOM WITH SWIM PLATFORM ACCENT White base gelcoat with any primary hull color plus an accent and swim platform extension color. 	CLASSIC WITH EDGE GRAPHICS White base gelcoat with any primary hull color plus edge detail. 
	CLASSIC GRAPHICS White base gelcoat with one primary hull side color. 	SPORT WITH EDGE GRAPHICS White base gelcoat plus accent with edge detail. 
	CLASSIC GRAPHICS WITH SWIM PLATFORM ACCENT White base gelcoat with one primary hull side color plus a swim platform extension color. 	FULL COLOR HULL BOTTOM Available addition to any other graphic style. 
	SPORT GRAPHICS White base gelcoat with accent stripe. 	SURF GRAPHICS Available on Surf Series R models. 
	SPORT GRAPHICS WITH SWIM PLATFORM ACCENT White base gelcoat with accent and swim platform extension color. 	LINX GRAPHICS Available on R models. 

Select from multiple available configurations on-line with the Design Your Dream model specific configurator at CobaltBoats.com

Cockpit Interior Selections

SADDLE INTERIOR (with standard carpet) 	SEAGRASS FLOORING (carpet option) 	SOFT-TRAC MARINE MAT (carpet option) 
TERRA BROWN INTERIOR (with standard carpet) 	SEAGRASS FLOORING (carpet option) 	SOFT-TRAC MARINE MAT (carpet option) 
GENEVA INTERIOR (with standard carpet) 	SEAGRASS FLOORING (carpet option) 	SOFT-TRAC MARINE MAT (carpet option) 
TAHOE GREY INTERIOR (with standard carpet) 	SEAGRASS FLOORING (carpet option) 	SOFT-TRAC MARINE MAT (carpet option) 
TITANIUM INTERIOR (with standard carpet, CS models only) 	SEAGRASS FLOORING (carpet option) 	SOFT-TRAC MARINE MAT (carpet option) 

Stereo System Packages

Cobalt's audiophile grade systems bring the music to make good afternoons more entertaining, good evenings more dramatic. Waterproof components position speakers strategically to maximum effect, and controls always within easy reach. Plus, a full range of upgraded amplifiers, speakers, and subwoofers are offered in the Premium Sound or Platinum Sound packages.

10 SERIES

STANDARD SOUND

- Rockford Fosgate hide-away unit
- Rockford Fosgate remote at helm (transom remote optional)
- Rockford Speakers, 1 pair bow, 2 pair cockpit

PREMIUM SOUND

- Rockford Fosgate hide-away unit
- Rockford Remote at helm and transom
- JL Audio speakers, 1 pair bow, 2 pair cockpit, 1 pair transom (transom speakers not available on all models)
- JL Audio subwoofer
- JL Audio amplifier – up to 600 watts (up to 800 watts w/tower speakers)
- Optional JL Audio tower speakers – 1 pair

R SERIES

STANDARD SOUND

- Rockford Fosgate hide-away unit
- Rockford Fosgate remote at helm (transom remote optional)
- JL Audio speakers, 1 pair bow, 2 pair cockpit

PREMIUM SOUND

- Rockford Fosgate hide-away unit
- Rockford Fosgate remote at helm and transom
- JL Audio amplifier – up to 2,000 watts
- JL Audio speakers, 1 pair bow, 2 pair cockpit, 1 pair transom, Roswell tweeters where equipped
- JL Audio subwoofer – 1 each
- Optional 8" JL Audio tower speakers & amplifier, 1 pair – 400 watts (hardtop option does not include speakers)

PLATINUM SOUND

- Rockford Fosgate hide-away unit
- Rockford Fosgate remote at helm and transom
- Roswell amplifier – up to 2,550 watts
- Roswell R1 speakers, 1 pair bow, 2 pair cockpit, 1 pair transom, 1 pair tweeters where equipped
- Roswell R1 subwoofers, 10" – 2 each (12" on R30/R35)
- Speakers are RGB light ready

PLATINUM SOUND W/TOWER

OR HARD TOP SPEAKERS

- Platinum sound (see above)
- Roswell amplifier – up to 2,900 watts (3,350 watts R30/R35)
- Roswell R1 8" tower speakers, 2 pair – RGB light ready
- Arch Speakers not available with hard top on models R30, R35, A36, and A40 – speakers are integrated into hard top.

SURF SERIES

STANDARD SOUND

- Rockford Fosgate hide-away unit
- Rockford Fosgate remote at helm (transom remote optional)
- JL Audio speakers, 1 pair bow, 2 pair cockpit

PREMIUM SOUND

- Rockford Fosgate hide-away unit
- Rockford Fosgate remote at helm and transom
- JL Audio amplifier – up to 1,400 watts
- JL Audio speakers, 1 pair bow, 2 pair cockpit, 1 pair transom, Roswell tweeters where equipped
- JL Audio subwoofer
- Optional 8" JL Audio tower speakers & amplifier, 1 pair – 400 watts

PLATINUM SOUND

- Rockford Fosgate hide-away unit
- Rockford Fosgate remote at helm and transom
- Roswell amplifier – up to 2,200 watts
- Roswell R1 speakers, 1 pair bow, 2 pair cockpit, 1 pair transom, 1 pair tweeters where equipped
- Roswell R1 subwoofers, 10" – 2 each
- Speakers are RGB light ready

PLATINUM SOUND W/TOWER

- Platinum sound (see above)
- Roswell amplifier – up to 2,900 watts
- Roswell R1 8" tower speakers, 2 pair – RGB light ready
- Not available on CS23 Surf

SC SERIES

STANDARD SOUND

- Rockford Fosgate hide-away unit
- Rockford Fosgate remote at helm (transom remote optional)
- JL Audio speakers, 1 pair bow, 2 pair cockpit

PREMIUM SOUND

- Rockford Fosgate hide-away unit
- Rockford Fosgate remote at helm and transom
- JL Audio amplifier – up to 1,400 watts
- JL Audio speakers, 1 pair bow, 2 pair cockpit
- Roswell tweeters where equipped (1 pair hardtop JL Audio speakers, if equipped)
- JL Audio subwoofer
- Optional 8" JL Audio tower speakers & amplifier, 1 pair – 400 watts (not available with hardtop or sport top)
- Transom speakers not available on 23SC and 25SC

PLATINUM SOUND

- Rockford Fosgate hide-away unit
- Rockford Fosgate remote at helm and transom
- Roswell amplifier – up to 2,550 watts
- Roswell R1 speakers, 1 pair bow, 2 pair cockpit, 1 pair
- Transom, 1 pair tweeters where equipped (1 pair hardtop Roswell R1 speakers, if equipped)
- Roswell R1 subwoofers, 10" – 2 each (12" on 30SC)
- Speakers are RGB light ready

PLATINUM SOUND W/TOWER

- Platinum sound (see above)
- Roswell amplifier – up to 2,900 watts
- Roswell R1 8" tower speakers, 2 pair – RGB light ready
- Not available with hardtop or sport top

A SERIES

PREMIUM SOUND - STANDARD

- Rockford Fosgate hide-away unit
- Rockford Fosgate remote at helm and transom
- JL Audio amplifier – up to 1,200 watts
- JL Audio speakers, 1 pair bow, 2 pair cockpit, 1 pair transom (1 pair hardtop/ coupe top JL Audio speakers, 1 pair cabin speakers if equipped)
- JL Audio subwoofer, 10"

PLATINUM SOUND

- Rockford Fosgate hide-away unit
- Rockford Fosgate remote at helm and transom
- Roswell amplifier – up to 2,800 watts
- Roswell R1 speakers, 1 pair bow, 2 pair cockpit, 1 pair transom, 1 pair tweeters (1 pair hardtop/coupe top, 1 pair cabin speakers Roswell R1 speakers, if equipped)
- Roswell R1 subwoofers, 10" – 2 each
- Speakers are RGB light ready



Note: All tower speakers are available in either white or black finish. RGB accent light option required to activate Roswell RGB speaker lighting.

Arches, Tops and Covers



Model 30SC with the stainless steel / aluminum arch and hard top featuring the color-accented headliner.

Cobalt's selection of premium arches, tops and covers not only protect from the elements, they offer next level styling and great looks to your new boat. Arches range from aluminum tube construction with canvas biminis that easily fold down for trailering and storage, to solid structures featuring stainless steel accents and canvas sunshades or elegant hardtops.

Color-matched and custom-tailored, Cobalt bimini tops, sunshades and tonneau covers are made of

a premium acrylic marine canvas. This material is extremely strong and fade-resistant, with superior water resistance. Yet it breathes, resisting rot and mildew.

Bimini tops setup rock solid with Cobalt's easily adjustable stainless steel turn-buckle supports. Rigidity simply not found with the use of fabric straps.



Stainless Steel / Aluminum Arch with Hardtop and SureShade



Available in black or white on models R30 and 30SC. SureShade is available in a manual pull-out or electrically deployable version.

Stainless Steel Arch with Hardtop and Electric SureShade



This top with an electrically deployable SureShade is standard equipment on model R35. A color-accented headliner is optional.

Sport Tower with Pull-Out Sunshade



A permanent rigid structure with a stretched canvas top covering, and the extendable sunshade aft. Available for models 23SC and 25SC.

Arches, Tops and Covers

Folding Aluminum Arch with Bimini Top



Available as an option in black or white on models 200S, 220s, R3, R5, R7, 23SC and 25SC. Electrically actuated or gas-assist manual folding versions.

Folding Aluminum Arch with Bimini Top (CS models)



Available as an option in black or white on models CS22 and CS23. Standard equipment on the CS23 Surf model. Gas-assist manual folding version only.

Folding Aluminum Arch with Rotating Sunshade



Folds down while sunshade remains fixed. Available as an option in black or white on models R3, R5, R7, 23SC and 25SC. Electrically actuated or gas-assist manual folding versions.

Premium Bimini Top, and optional Easy Fold



The optional Easy Fold mechanism allows a stowed bimini to be lower to a trailerable position without disconnecting any hardware.

Stainless Steel / Aluminum Arch with Sunshade



Optionally available in black or white on models R3, R5, R7, R30 and 30SC. Standard equipment on R3 Surf, R5 Surf, R7 Surf

Tonneau and Mooring Covers



Provides protection from the elements while allowing interior to breathe. To the left: Bow and Cockpit Tonneau Covers. Above: Mooring Cover.